


How to Login into Google

1. Open Google on Google Chrome.
2. Click on Sign in.



About 22,750,000,000 results (0.45 seconds)



A privacy reminder from Google

REMIND ME LATER [REVIEW](#)

See results about

[Google \(United Kingdom\)](#)
Founded: 1998

[Google \(Technology company\)](#)
Subsidiaries: YouTube, Google.org, Google Nest, YouTube TV
Founders: Larry Page, Sergey Brin

www.google.co.uk ▾

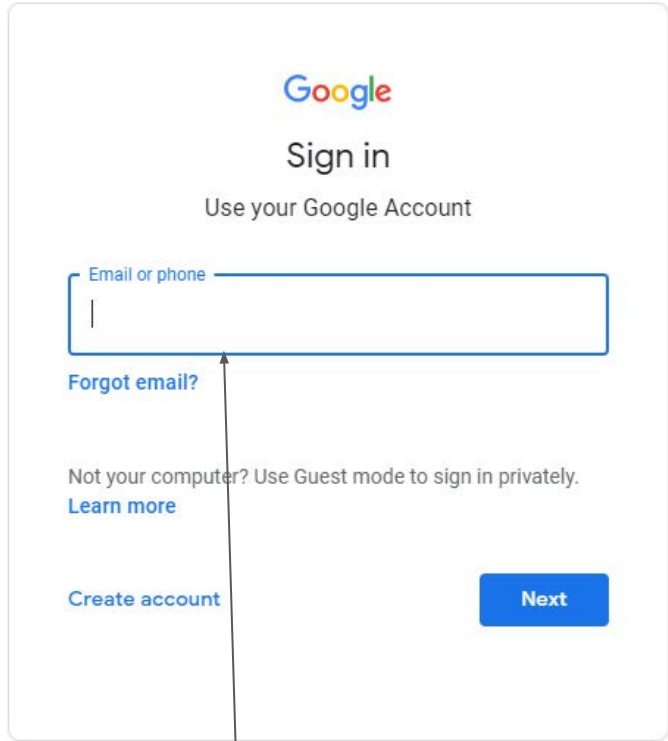
Google

Search the world's information, including webpages, images, videos and more. **Google** has many special features to help you find exactly what you're looking ...

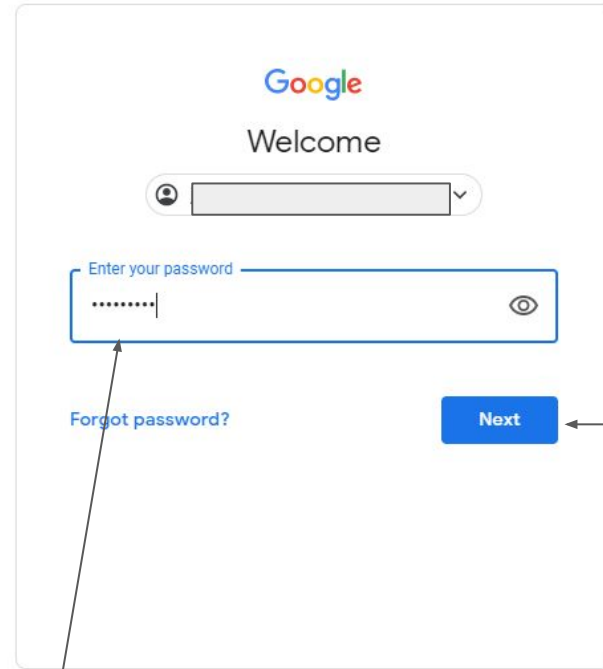
[Google News UK](#)

Comprehensive, up-to-date news coverage, aggregated from ...

[More results from google.co.uk >](#)

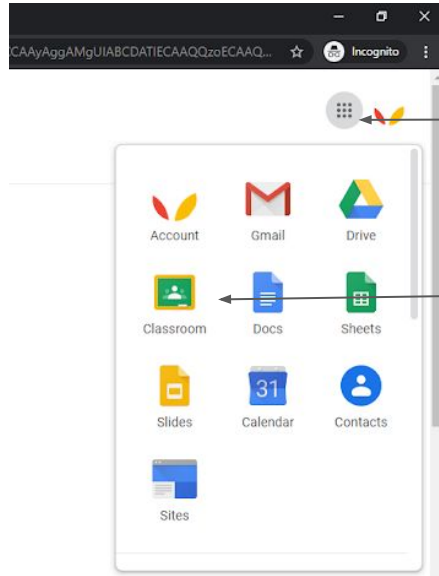


3. Sign in using your Google Account details



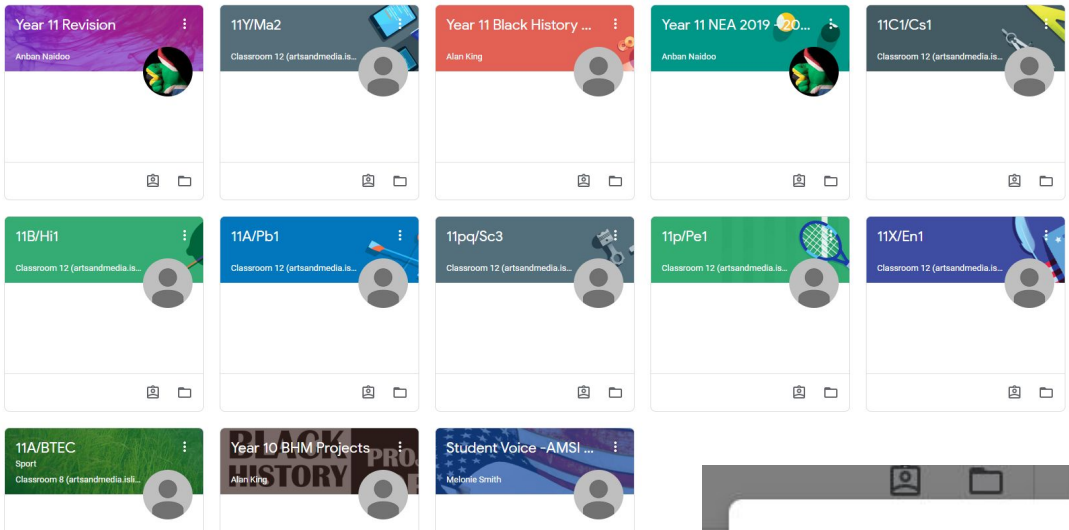
4. Enter your password. This should start with AM

5. Click on Next

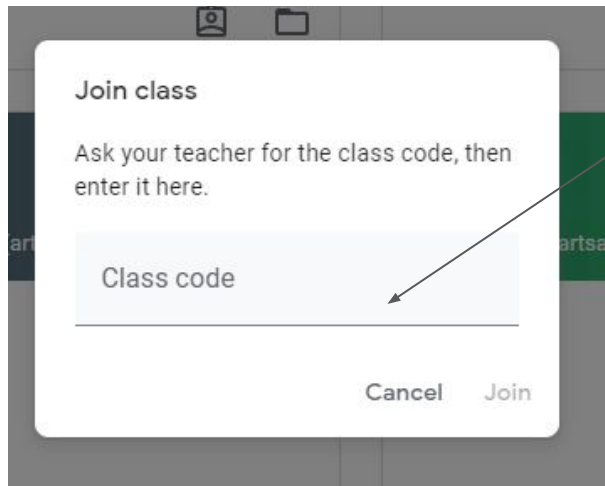


6. Click on the Apps to access which ever APP you require.

7. Select Google Classroom. We going to use Google Classroom



8. Click on the + sign to enter the class code you want to join.



9. Enter the class code from your teacher and you be in the classroom.